

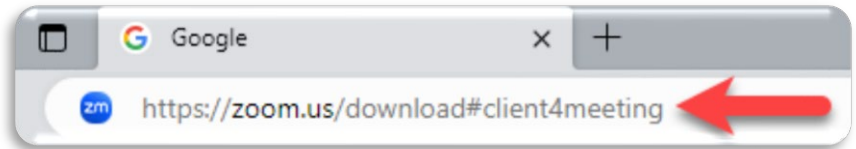


# Zoom Software Download and Installation Instructions

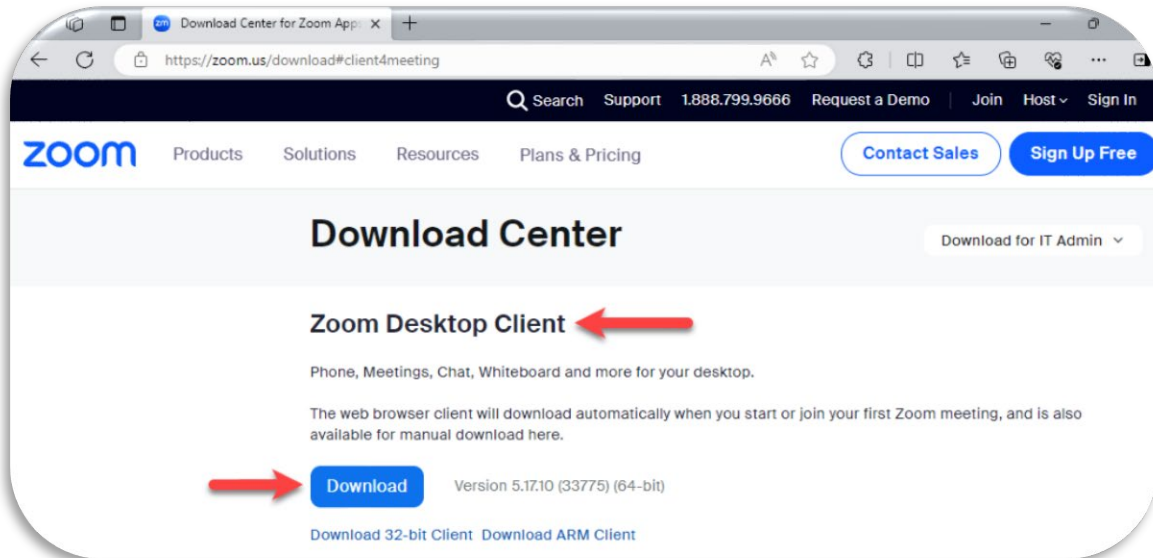
## SOFTWARE DOWNLOAD

Since participating in Zoom § 341 meetings of creditors will be common practice, you may want to consider downloading the Zoom application software, Zoom Desktop Client, to your computer. *Note: In order to download and install the application software, you must have administrator access to your computer.*

1. Using your web browser, go to the Zoom Download Center <https://zoom.us/download#client4meeting>.



2. Locate “Zoom Desktop Client”, then, click the blue “Download” button.



3. Depending on your browser’s download settings, the Zoom Desktop Client for windows file titled “ZoomInstallerFull.exe” will download to your downloads bar or you will be asked to save the file to a location on your computer. *Note: The downloads bar is typically located in the upper right-hand corner of the screen.*

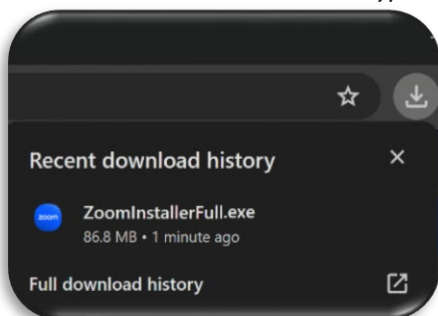


Figure 1: Chrome Downloads Bar

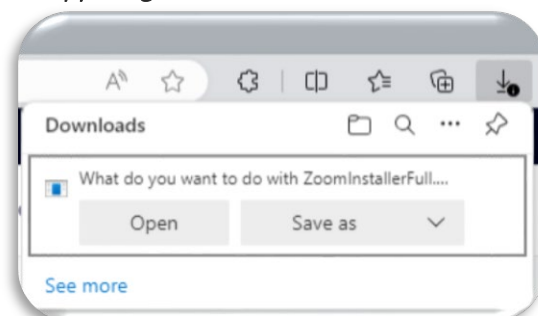


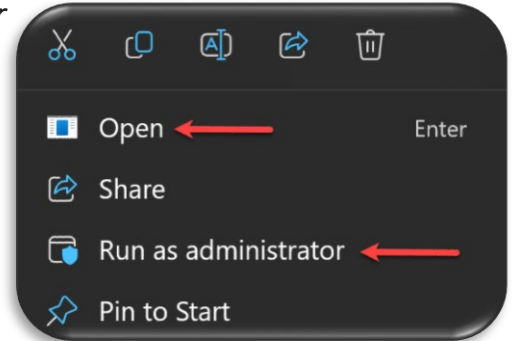
Figure 2: Edge Downloads Bar



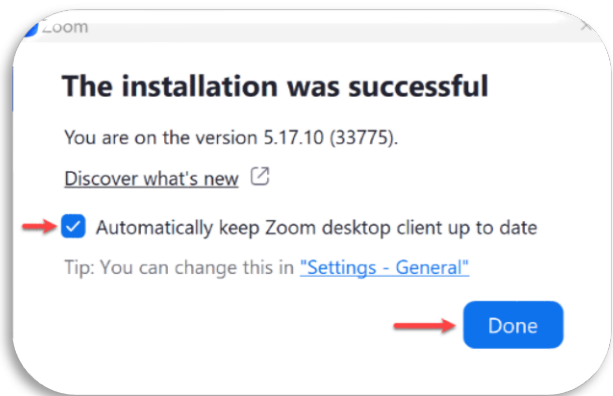

## SOFTWARE INSTALLATION

4. From your downloads bar or folder double-click the file and the installation will run automatically.
  - a. If this does not work, then right-click on the file and select open or run as administrator.

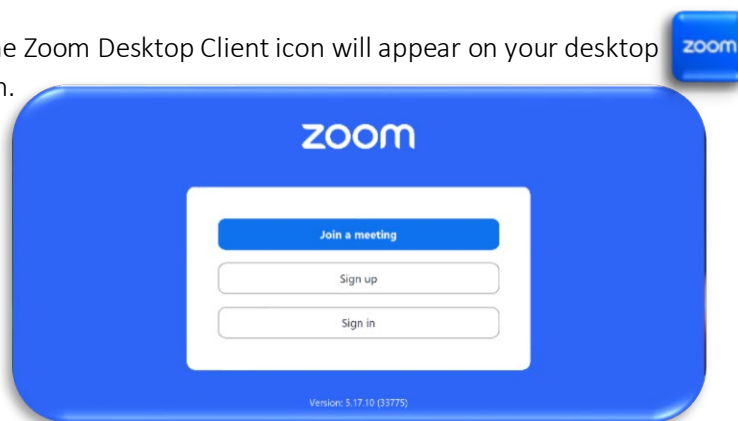
*Note: If you select run as administrator you may be required to enter in a local or network administrator credential for your computer. We suggest first trying open and if you are informed that you do not have access rights on your computer then retry with run as administrator, providing your computer credentials, if prompted.*



5. The Zoom Desktop Client will initialize and install itself.
  - a. When “The installation was successful” box appears, make sure the “Automatically keep Zoom desktop client up to date” box is checked, then click the blue “Done” button.



6. Once the installation is complete the Zoom Desktop Client icon will appear on your desktop and the Zoom sign in page will open.



## ZOOM RECOMMENDED SYSTEM REQUIREMENTS

Zoom System requirements for supporting the Zoom Desktop Client can be found at the following link:  
<https://support.zoom.us/hc/en-us/articles/201362023-Zoom-system-requirements-Windows-macOS-Linux>.